



DATASHEET

Compact stainless
steel cabinets

WME-X

CONTEG

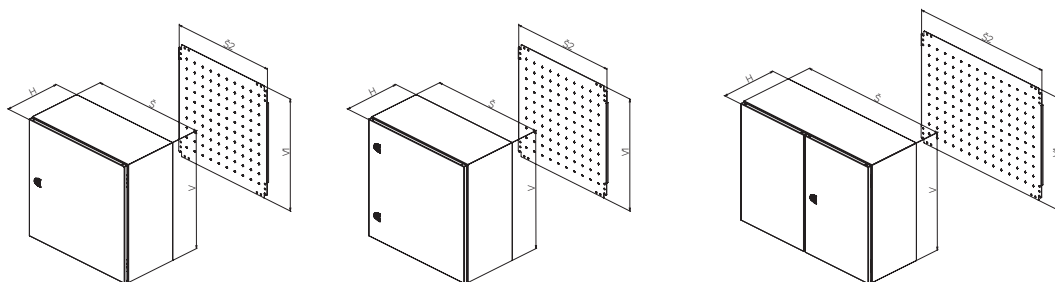
WME-X—COMPACT STAINLESS STEEL CABINETS



➤ **WME-X compact stainless steel cabinets** are suitable for applications with higher demands on resistance to effects of surrounding environment. The structural design of this series offers high rigidity of the entire cabinet and the back panel. Manufacturing by laser welding technology lends the cabinets a clean design. On request, CONTEG can also make cut-outs and perforations required for installation of equipment into cabinets.

MAIN ADVANTAGES

- Single-door/double-door cabinet
- The doors are fitted with a polyurethane foam seal all around the perimeter and a rotary lock or 3-point locking system from a height of 1 000 mm
- Perforated mounting rails on the doors of cabinets 500 mm in height and higher
- Perforated mounting rails on the side panels of cabinets 250 mm in depth and deeper
- Mounting plate with a marked raster 50 × 50 mm
- Accessories for wall-mounting
- Degree of protection IP66
- Left/right door hinge replacement



DESCRIPTION

Material

- Cabinet: stainless steel 1.4301 (AISI 304), on request stainless steel 1.4404 (AISI 316L)
- Mounting plate: zinc-plated sheet steel

Cabinet surface finish

- Fine ground surface

Degree of protection

- IP66 single-door version/ IP55 double-door version according to EN 60529 (degree of protection may be reduced after mounting accessories)

Mechanical durability

- IK10 according to IEC 62262

Application

- Indoors and outdoors

Supply includes

- Single-door/double-door cabinet. The doors are equipped with a polyurethane foam seal all around the perimeter and a rotary lock or 3-point locking system from a height of 1 000 mm.
- Perforated mounting rails on the doors of cabinets 500 mm in height and higher

- Perforated mounting rails on the side panels of cabinets 250 mm in depth and deeper
- Mounting plate with a marked raster 50 × 50 mm
- Accessories for wall-mounting
- Clean design, without cable glands and holes for wall-mounting
- Cut outs for installation in the CONTEG Modification Center

WME-X—COMPACT STAINLESS STEEL CABINETS, SINGLE-DOOR, HEIGHT 300 mm

		300	300	300	300	300
Cabinet	H (mm)	300	300	300	300	300
	W (mm)	200	300	300	400	400
	D (mm)	155	155	210	155	210
Mounting plate	H1 (mm)	270	270	270	270	270
	W2 (mm)	150	250	250	350	350
Material thickness (mm)	Cabinet body	1.25	1.25	1.25	1.25	1.25
	Door	1.5	1.5	1.5	1.5	1.5
	Mounting plate	2	2	2	2	2
Quantity	Hinges	2	2	2	2	2
	Cam locks	1	1	1	1	1
	Bolts	4	4	4	4	4
Weight (kg)		3.9	5.5	6.1	6.9	7.7
Code	1 pc	WME-X-030215	WME-X-030315	WME-X-030321	WME-X-030415	WME-X-030421

WME-X—COMPACT STAINLESS STEEL CABINETS, SINGLE-DOOR, HEIGHT 400 mm

Cabinet	H (mm)	400	400	400	400	
	W (mm)	300	300	400	600	
	D (mm)	155	210	210	210	
Mounting plate	H1 (mm)	370	370	370	370	
	W2 (mm)	250	250	350	550	
Material thickness (mm)	Cabinet body	1.25	1.25	1.25	1.25	
	Door	1.5	1.5	1.5	1.5	
	Mounting plate	2	2	2	2	
Number	Hinges	2	2	2	2	
	Cam locks	1	1	1	1	
	Bolts	4	4	4	4	
Weight (kg)		6.9	7.6	9.5	13.4	
Code		1 pc	WME-X-040315	WME-X-040321	WME-X-040421	WME-X-040621

WME-X—COMPACT STAINLESS STEEL CABINETS, SINGLE-DOOR, HEIGHT 500 mm

Cabinet	H (mm)	500	500	500	
	W (mm)	400	500	500	
	D (mm)	210	210	300	
Mounting plate	H1 (mm)	470	470	470	
	W2 (mm)	350	450	450	
Material thickness (mm)	Cabinet body	1.25	1.25	1.25	
	Door	1.5	1.5	1.5	
	Mounting plate	2.5	2.5	2.5	
Number	Hinges	2	2	2	
	Cam locks	1	1	1	
	Bolts	4	4	4	
Weight (kg)		11.3	13.7	15.5	
Code		1 pc	WME-X-050421	WME-X-050521	WME-X-050503

ACCESSORIES

Rails for interior installation	1 set	–	–	ID-W-H5
Door-mounting rails	1 set	ID-W-VD4	ID-W-VD5	ID-W-VD5
19" fixed extrusions	1 set	–	–	–
Interior door	1 pc	–	–	ID-W-ID55

WME-X—COMPACT STAINLESS STEEL CABINETS, SINGLE-DOOR, HEIGHT 600 mm

Cabinet	H (mm)	600	600	600	600	600	600	
	W (mm)	400	600	600	600	600	800	
	D (mm)	210	210	250	300	400	300	
Mounting plate	H1 (mm)	570	570	570	570	570	570	
	W2 (mm)	350	550	550	550	550	750	
Material thickness (mm)	Cabinet body	1.25	1.5	1.5	1.5	1.5	1.5	
	Door	1.5	1.5	1.5	1.5	1.5	1.5	
	Mounting plate	2.5	2.5	2.5	2.5	2.5	2.5	
Number	Hinges	2	2	2	2	2	2	
	Cam locks	2	2	2	2	2	2	
	Bolts	4	4	4	4	4	4	
Weight (kg)		13.2	20.3	21.4	22.8	25.9	29	
Code		1 pc	WME-X-060421	WME-X-060621	WME-X-060625	WME-X-060603	WME-X-060604	WME-X-060803

ACCESSORIES

Rails for interior installation	1 set	–	–	ID-W-H6	ID-W-H6	ID-W-H6	ID-W-H6
Door-mounting rails	1 set	ID-W-VD4	ID-W-VD6	ID-W-VD6	ID-W-VD6	ID-W-VD6	ID-W-VD8
19" fixed extrusions	1 set	–	–	ID-W-U12	ID-W-U12	ID-W-U12	ID-W-U12 *
Interior door	1 pc	–	–	ID-W-ID66	ID-W-ID66	ID-W-ID66	–
Plinth **	front and rear	1 set	–	–	ID-W-SPF60	ID-W-SPF60	ID-W-SPF80
	side parts	1 set	–	–	ID-W-SPS30	ID-W-SPS40	ID-W-SPS30

* Don't forget to order the ID-W-UB console.

** Plinth stainless steel, height 100 mm, RAL 7046.

WME-X—COMPACT STAINLESS STEEL CABINETS, SINGLE-DOOR, HEIGHT 700 – 1200 mm

Cabinet	H (mm)	700	800	800	800	1000	1200	1200
	W (mm)	500	600	600	800	800	800	800
	D (mm)	300	250	300	300	300	300	400
Mounting plate	H1 (mm)	670	770	770	770	1170	1170	1170
	W2 (mm)	450	550	550	750	750	750	750
Material thickness (mm)	Cabinet body	1.5	1.5	1.5	1.5	1.5	1.5	1.5
	Door	1.5	2	2	2	2	2	2
	Mounting plate	2.5	3 F	3 F	3 FF	3 FF	3 FF	3 FF
Number	Hinges	2	2	2	2	3	3	3
	Cam locks	2	2	2	2	-	-	-
	3-point locking system	-	-	-	-	+	+	+
	Bolts	4	4	4	4	6	6	6
Weight (kg)		22.3	29.2	31.7	40.2	48.6	57.1	62
Code	1 pc	WME-X-070503	WME-X-080625	WME-X-080603	WME-X-080803	WME-X-100803	WME-X-120803	WME-X-120804

ACCESSORIES

Rails for interior installation	1 set	ID-W-H7	ID-W-H8	ID-W-H8	ID-W-H8	ID-W-H10	ID-W-H12	ID-W-H12
Door-mounting rails	1 set	ID-W-VD5	ID-W-VD6	ID-W-VD6	ID-W-VD8	ID-W-VD8	ID-W-VD8	ID-W-VD8
19" fixed extrusions	1 set	-	ID-W-U17	ID-W-U17	ID-W-U17 *	ID-W-U21 *	ID-W-U25 *	ID-W-U25 *
Interior door	1 pc	ID-W-ID75	ID-W-ID86	ID-W-ID86	ID-W-ID88	ID-W-ID108	ID-W-ID128	ID-W-ID128
Plinth **	front and rear	1 set	-	-	ID-W-SPF60	ID-W-SPF80	ID-W-SPF80	ID-W-SPF80
	side parts	1 set	-	-	ID-W-SPS30	ID-W-SPS30	ID-W-SPS30	ID-W-SPS40

3 F—3mm mounting plate with 2 bent edges. 3 FF—3mm mounting plate with 4 bent edges.

* Don't forget to order the ID-W-UB console. ** Plinth stainless steel, height 100 mm, RAL 7046.

WME-X—COMPACT STAINLESS STEEL CABINETS, DOUBLE-DOOR, HEIGHT 1000 – 1200 mm

Cabinet	H (mm)	1000	1200
	W (mm)	1000	1000
	D (mm)	300	300
Mounting plate	H1 (mm)	970	1170
	W2 (mm)	950	950
Material thickness (mm)	Cabinet body	1.5	1.5
	Door	2	2
	Mounting plate	3 FF	3 FF
Number	Hinges	3	3
	Bolts for mounting plates	6	6
3-point locking system		+	+
Weight (kg)		63.8	74.7
Code	1 pc	WME-X-201003	WME-X-221003

ACCESSORIES


Rails for interior installation	1 set	ID-W-H10	ID-W-H12
Plinth **	front and rear	1 set	ID-W-SPF100
	side parts	1 set	ID-W-SPS30

3 FF—3mm mounting plate with 4 bent edges.

** Plinth stainless steel, height 100 mm, RAL 7046.

ACCESSORIES

RAILS FOR INTERIOR INSTALLATION



- Material: 2mm zinc-plated sheet steel with 25 mm perforation
- Rail width: 75 mm
- Mounting: onto interior rails, which are part of the cabinet
- Application: for distributors 250 mm deep and deeper and 400 mm in height and higher
- Supply includes: 2 mounting rails and accessories

Code	For cabinet height (mm)	Package *
ID-W-H4	400	1 set
ID-W-H5	500	1 set
ID-W-H6	600	1 set
ID-W-H7	700	1 set
ID-W-H8	800	1 set
ID-W-H10	1000	1 set
ID-W-H12	1200	1 set
ID-W-H14	1400	1 set

* 1 set—2 pieces.

19" FIXED EXTRUSIONS




- Material: 2mm zinc-plated sheet steel
- Rail width: 56 mm
- Mounting: onto interior rails, which are part of the cabinet or onto the wall-mounting bracket ID-W-UD for cabinets 800 mm in width
- Application: for cabinets 250 mm deep and deeper and 600 and 800 mm wide
- Supply includes: 19" fixed extrusions and mounting accessories

Code	For cabinet height (mm)	Package *
ID-W-U8	400 (8U)	1 set
ID-W-U12	600 (12U)	1 set
ID-W-U17	800 (17U)	1 set
ID-W-U21	1000 (21U)	1 set
ID-W-U25	1200 (25U)	1 set

* 1 set—2 pieces.

For cabinet width 800 mm, it's necessary to order the ID-W-UB wall-mounting brackets, packing contains 4 pcs.

DOOR-MOUNTING RAILS



- Material: 2mm zinc-plated sheet steel
- Rail width: 61 mm (including door-mounting rails)
- Mounting: onto rails for interior installation, which are part of the cabinet door
- Application: for cabinets 500 mm high and higher
- Supply includes: 2 pcs door-mounting rails and mounting accessories

Code	For cabinet width (mm)	Package *
ID-W-VD3	300	1 set
ID-W-VD4	400	1 set
ID-W-VD5	500	1 set
ID-W-VD6	600	1 set
ID-W-VD8	800	1 set

* 1 set—2 pieces.

SPARE MOUNTING PLATE



- Material: zinc-plated sheet steel
- Supply includes: mounting plate with marked raster 50 × 50 mm (securing materials in cabinet accessories)

Code	For sizes of cabinets H × W (mm)	Thickness of the material (mm)
ID-W-SP3020	300 × 200	2
ID-W-SP3025	300 × 250	2
ID-W-SP3030	300 × 300	2
ID-W-SP3040	300 × 400	2
ID-W-SP4030	400 × 300	2
ID-W-SP4040	400 × 400	2.5
ID-W-SP4060	400 × 600	2.5
ID-W-SP5030	500 × 300	2
ID-W-SP5040	500 × 400	2.5
ID-W-SP5050	500 × 500	2.5
ID-W-SP6040	600 × 400	2.5
ID-W-SP6050	600 × 500	2.5
ID-W-SP6060	600 × 600	2.5
ID-W-SP6080	600 × 800	2.5
ID-W-SP7050	700 × 500	2.5

Code	For sizes of cabinets H × W (mm)	Width of the material (mm)
ID-W-SP8060	800 × 600	3 F
ID-W-SP8080	800 × 800	3 FF
ID-W-SP8010	800 × 1000	3 FF
ID-W-SP8012	800 × 1200	3 FF
ID-W-SP1060	1000 × 600	3 F
ID-W-SP1080	1000 × 800	3 FF
ID-W-SP1010	1000 × 1000	3 FF
ID-W-SP1012	1000 × 1200	3 FF
ID-W-SP1260	1200 × 600	3 F
ID-W-SP1280	1200 × 800	3 FF
ID-W-SP1210	1200 × 1000	3 FF
ID-W-SP1212	1200 × 1200	3 FF
ID-W-SP1410	1400 × 1000	3 FF

3 F—3mm mounting plate with 2 bent edges.
3 FF—3mm mounting plate with 4 bent edges.

BRACKETS FOR ADJUSTING MOUNTING PLATE



- Material: 2mm zinc-plated sheet steel
- Mounting: onto rails for interior installation, which are part of the cabinet
- Application: for cabinets 250 mm deep and deeper
- Supply includes: 4 wall-mounting brackets and mounting accessories

Code	Package
ID-W-AMB	4 pcs

Only for cabinets with 4 bolts.

INTERIOR DOOR



- Material: 1.5 mm sheet steel
- Surface finish: epoxypolyester powder coating
- Degree of protection: IP20
- Color: RAL 7035
- Mounting: onto rails for interior installation, which are part of the cabinet
- Application: for single-door cabinets 250 mm in depth and deeper
- Lock: 3 mm double bar, 2 resp. 3 hinges
- Load capacity 20kg
- Supply includes: Interior door mounting accessories

Code	For cabinet height × width (mm)
ID-W-ID54	500 × 400
ID-W-ID55	500 × 500
ID-W-ID64	600 × 400
ID-W-ID65	600 × 500
ID-W-ID66	600 × 600
ID-W-ID75	700 × 500
ID-W-ID86	800 × 600
ID-W-ID88	800 × 800
ID-W-ID106	1000 × 600
ID-W-ID108	1000 × 800
ID-W-ID126	1200 × 600
ID-W-ID128	1200 × 800

VIEWING DOOR



- Material: 1.5mm sheet steel, viewing door: 4mm hardened glass according to ČSN EN 12150, transparent
- Surface finish: epoxypolyester powder coating
- Color: RAL 7035
- Lock: 3 mm double bar, 2 resp. 3 hinges
- Mounting: onto rails for interior installation, which are part of the cabinet
- Supply includes: viewing door and mounting accessories

Code	For cabinet height * width (mm)
ID-W-TD43	400 × 300
ID-W-TD44	400 × 400
ID-W-TD54	500 × 400
ID-W-TD55	500 × 500
ID-W-TD64	600 × 400
ID-W-TD65	600 × 500
ID-W-TD66	600 × 600
ID-W-TD75	700 × 500
ID-W-TD86	800 × 600
ID-W-TD88	800 × 800
ID-W-TD106	1000 × 600
ID-W-TD108	1000 × 800
ID-W-TD126	1200 × 600
ID-W-TD128	1200 × 800

LOCKS/LOCK INSERTS



ID-W-INSS



Double bit



Square



Triangular

Code	Typ	Material	Package
ID-W-INSS	Spare rotary lock WME	-	1 set*
ID-W-INLK	T handle with a lock for WME, key 5333	chrome plated ZAMAK	1 set**
ID-W-INLK1	Lock for WME, key 444	chrome plated ZAMAK	1 set**
ID-W-INLK2	Lock for WME, unique key	chrome plated ZAMAK	1 set**
ID-W-INLK3	Handle with lock for WME, key 5333	chrome plated ZAMAK	1 set**
ID-W-IND3	3 mm "Double bit"	black ZAMAK	1 pc
ID-W-INS6	6 mm square	black ZAMAK	1 pc
ID-W-INS7	7 mm square	black ZAMAK	1 pc
ID-W-INS8	8 mm square	black ZAMAK	1 pc
ID-W-INT7	7 mm triangle	black ZAMAK	1 pc
ID-W-INT8	8 mm triangle	black ZAMAK	1 pc
ID-W-INT9	9 mm triangle	black ZAMAK	1 pc
ID-W-INLKE1	Lockable closure VW 1	chrome plated ZAMAK	1 set**

* Complete replacement rotary double bit lock kit 5 mm with double bar.

** Complete set of cam lock with double bar.

WALL-MOUNTING BRACKETS



- Material: 3mm stainless steel (ID-W-WB) or zinc-plated sheet metal (ID-W-WBZN)
- Load capacity: 100 kg
- Supply includes: 4 pcs brackets and mounting material to mount onto cabinet

Code	Package
ID-W-WB	4 pcs
ID-W-WBZN	4 pcs

PLINTH



- Height: 100 mm
- Material: 2mm stainless steel (AISI 430)
- Surface finish:
 - sheet steel: epoxypolyester powder coating
 - stainless steel: polyester powder coating
- Possibility of installing two plinths on top of each other (max. 4pcs)
- Supply includes: Plinth and accessories (set ID-W-SPFxx/ID-W-SPSxx)

Code	For cabinet depth (mm)	Material	Color	Package
Plinth stainless steel—side kit				
ID-W-SPS30	300	stainless steel	RAL 7046	1 set *
ID-W-SPS40	400		RAL 7046	1 set *
ID-W-SPS30G	300		RAL 7035	1 set *
ID-W-SPS40G	400		RAL 7035	1 set *

* 1 set contains 2 sides and mounting accessories.

Code	For cabinet width (mm)	Material	Color	Package
Plinth stainless steel—front and rear kit				
ID-W-SPF60	600	stainless steel	RAL 7046	1 set **
ID-W-SPF80	800		RAL 7046	1 set **
ID-W-SPF100	1000		RAL 7046	1 set **
ID-W-SPF120	1200		RAL 7046	1 set **
ID-W-SPF60G	600		RAL 7035	1 set **
ID-W-SPF80G	800		RAL 7035	1 set **
ID-W-SPF100G	1000		RAL 7035	1 set **
ID-W-SPF120G	1200		RAL 7035	1 set **

** 1 set contains 1 pcs front and 1 pcs rear and mounting accessories.

POLE-MOUNTING BRACKETS



- Material: 2mm stainless steel sheet
- Mounting: for poles that are 250 mm in diameter
- Load capacity: 200 kg
- Supply includes: Pole-mounting brackets mounting accessories (2 pcs profile rails, 2 pcs clamping straps (l=850 mm), 8 sets: screws M8×12, self-locking nuts and washers adhesion)

Code	For cabinet width (mm)
ID-W-MP2	200
ID-W-MP25	250
ID-W-MP3	300
ID-W-MP4	400
ID-W-MP5	500
ID-W-MP6	600

DOOR STOP



- Material: 2mm zinc-plated sheet steel
- Application: for cabinets 500 mm in height and higher and 250 mm deep and deeper
- Supply includes: door stop and mounting accessories

Code	Package
ID-W-DS	1 pc

DOOR SWITCH



- Material—brackets: 2mm zinc-plated sheet steel
- Door switch: IP65, plastic, 1NO + 1NC, PG13.5, -25°C to +70°C
- Application: for cabinets 500 mm high and higher and 250 mm deep and deeper
- Supply includes: door switch and mounting accessories

Code	Package
ID-W-DC	1 pc

POCKET FOR DOCUMENTS



- Material: ABS
- Color: RAL 7035
- Dimensions: 234 × 241 × 31 mm (H × W × D)
- Mounting: self-adhesive tape
- Supply includes: pocket for documents including self-adhesive tape

Code	Package
ID-PO-A4	1 pc

LIGHTING UNIT



- Degree of protection: IP20
- Mounting: onto mounting plate, side of rails
- Technology LED, 12 illuminated spots
- Dimensions: 400 × 26 × 27 mm (W × H × D)
- Supply includes:
 - inter-connection cables
 - brackets for mounting plate for fitting the lighting unit near the top in various depths

Code	Type	Package
ID-W-L	3W, 230 W, 50 Hz	1 pc

DRAINAGE DEVICE



- Material: plastic according to UL94V-0, dark grey, waterproof with UV protection
- Degree of protection: IP67
- Sealing: NBR
- Dimensions: Ø 60 × 49.5 mm, 17.5 mm inside the cabinet
- Water flow rate: 200 ml/hod
- Mounting: vertically at the lowest point, thread M50x1.5 with nut (Cut-out diameter 50 mm)

Code	Package
ID-EO-DD	1 pc

PRESSURE COMPENSATOR



- Mounting: PG 29 thread with union-nut (cut-out diameter 37 mm)
- Mounting position: any position (installation other than vertical reduces the degree of protection to IP54)
- Material: plastic according to UL94 V-0, light grey RAL 7035
- Degree of protection: IP 55
- Dimensions: Ø 65.5 × 30.5 mm

Code	Package
ID-EO-PC	2 ks

CABLE GLANDS AND NUTS WITH PG/METRIC THREAD



- Material: Polyamide PA6, sealing CR (neoprene)
- Degree of protection: IP68
- Color: RAL 7035

Code	Description	Thread/size	cable Ø (mm)	Package
ORO-PG7N	Sealing grommet Pg7	Pg7	2.5 – 6.5	10 pcs
ORO-PG9N	Sealing grommet Pg9	Pg9	3 – 8	5 pcs
ORO-PG11N	Sealing grommet Pg11	Pg11	4 – 10	5 pcs
ORO-PG13N	Sealing grommet Pg13	Pg13	5.5 – 12	5 pcs
ORO-PG16N	Sealing grommet Pg16	Pg16	8.5 – 14	5 pcs
ORO-PG21N	Sealing grommet Pg21	Pg21	11 – 18	5 pcs
ORO-PG29N	Sealing grommet Pg29	Pg29	17 – 25	5 pcs
ORO-PG36N	Sealing grommet Pg36	Pg36	22 – 33	1 pc
ORO-PG42N	Sealing grommet Pg42	Pg42	28 – 38	1 pc
ORO-PG48N	Sealing grommet Pg48	Pg48	32 – 44	1 pc
ORO-ZPG7N	Plastic nut with flange Pg7	Pg7	–	10 pcs
ORO-ZPG9N	Plastic nut with flange Pg9	Pg9	–	5 pcs
ORO-ZPG11N	Plastic nut with flange Pg11	Pg11	–	5 pcs
ORO-ZPG13N	Plastic nut with flange Pg13	Pg13	–	5 pcs
ORO-ZPG16N	Plastic nut with flange Pg16	Pg16	–	5 pcs
ORO-ZPG21N	Plastic nut with flange Pg21	Pg21	–	5 pcs
ORO-ZPG29N	Plastic nut with flange Pg29	Pg29	–	5 pcs
ORO-ZPG36N	Plastic nut with flange Pg36	Pg36	–	1 pc
ORO-ZPG42N	Plastic nut with flange Pg42	Pg42	–	1 pc
ORO-ZPG48N	Plastic nut with flange Pg48	Pg48	–	1 pc
ORO-M12N	Sealing grommet M12×1.5	M12×1.5	2.5 – 6.5	10 pcs
ORO-M16N	Sealing grommet M16×1.5	M16×1.5	4.5 – 10	5 pcs
ORO-M20N	Sealing grommet M20×1.5	M20×1.5	7 – 13	5 pcs
ORO-M25N	Sealing grommet M25×1.5	M25×1.5	10 – 17	5 pcs
ORO-M32N	Sealing grommet M32×1.5	M32×1.5	17 – 25	5 pcs
ORO-ZM12N	Plastic nut with flange M12×1.5	M12×1.5	–	10 pcs
ORO-ZM16N	Plastic nut with flange M16×1.5	M16×1.5	–	5 pcs
ORO-ZM20N	Plastic nut with flange M20×1.5	M20×1.5	–	5 pcs
ORO-ZM25N	Plastic nut with flange M25×1.5	M25×1.5	–	5 pcs
ORO-ZM32N	Plastic nut with flange M32×1.5	M32×1.5	–	5 pcs

EARTHING



Supply includes:

- ID-W-EK: complete earthing kit for whole cabinets
- ID-W-EW68/EW88/EW8816: cable length 300 mm with crimped lugs

Code	Description	Package
ID-W-EK	Earthing kit WME	1 set *
ID-W-EW68	Grounding wires M6, M8 (door, cabinet), cross-section 10 mm ²	10 ks
ID-W-EW88	Grounding wires M8, M8 (cabinet, mounting plate), cross-section 10 mm ²	10 ks
ID-W-EW8816	Grounding wires M8, M8 (cabinet, mounting plate), cross-section 16 mm ²	10 ks

* Set contains: nuts, screws for earthing door(s), cabinet and mounting plate.

MEMBRANE ENTRY



- Material: polyamide/elastomer, UL-94 Vo, self-extinguishing
- Degree of protection: IP64
- Installation: cut-outs into cable glands
- Supply includes: 1 pc membrane
- Cut-outs for installation in the CONTEG Modification Center

Code	Sizes W x D (mm)	Cables	Package
ID-W-ME24/19	142 x 44	12x max Ø 6.5 mm; 7x Ø 2.1 mm	1 pc
ID-W-ME24/48	142 x 44	48x max Ø 6.5 mm	1 pc

GLAND PLATE WITH CABLE-ENTRY FRAME AND CABLE INSERTS



- Material:
 - Bottom: varnished sheet steel
 - Cable inserts: elastomer, UL-94 Vo, self-extinguishing
 - Cable-entry frame: polyamide, UL-94 Vo, self-extinguishing
- Frame size: 120 x 58 mm, 8 positions for cable inserts ID-W-CExx
- Degree of protection: IP54
- Amount of cables: see cable insert ID-W-CExx
- Mounting: in the opening at the bottom of cabinet instead of full metal gland plate
- Supply includes: gland plate with cable-entry frame with holes

Gland plate with cable-entry frame				
Code	Gland plate size	Frame size W x D (mm)	Amount of positions ID-W-CExx	Package
ID-W-CG02B	B	120 x 58	8	1 pc
ID-W-CG02C	C	120 x 58	8	1 pc
ID-W-CG02D	D	120 x 58	8	1 pc
ID-W-CG02E	E	120 x 58	8	1 pc
ID-W-CG02F	F	120 x 58	8	1 pc

Cable inserts		
Code	Ø (mm)	Package
ID-W-CEP	cable blind ID-W-CG02x	1 pc
ID-W-CE3	3-4	1 pc
ID-W-CE4	4-5	1 pc
ID-W-CE5	5-6	1 pc
ID-W-CE6	6-7	1 pc
ID-W-CE7	7-8	1 pc
ID-W-CE8	8-9	1 pc
ID-W-CE9	9-10	1 pc
ID-W-CE10	10-11	1 pc
ID-W-CE11	11-12	1 pc
ID-W-CE12	12-13	1 pc
ID-W-CE13	13-14	1 pc
ID-W-CE14	14-15	1 pc
ID-W-CE2/3	2x3	1 pc
ID-W-CE2/4	2x4	1 pc
ID-W-CE2/5	2x5	1 pc
ID-W-CE2/5.5	2x5.5	1 pc
ID-W-CE2/6	2x6	1 pc
ID-W-CE2/6.5	2x6.5	1 pc
ID-W-CE2/7	2x7	1 pc
ID-W-CE4/3	4x3	1 pc
ID-W-CE4/4	4x4	1 pc
ID-W-CE4/4.5	4x4.5	1 pc
ID-W-CE4/5	4x5	1 pc
ID-W-CE4/5.5	4x5.5	1 pc
ID-W-CE4/6	4x6	1 pc

FILTER FANS



MAIN ADVANTAGES

- Quick assembly without screws and tools into a square cut-out, easy to mount with highly elastic clips
- Easy filter insert replacement from the outside without tools
- Possible to change airflow direction
- Airflow up to 800 m³/h
- Can be mounted in a cabinet with a sheet thickness of 1-2.5 mm
- IP 54 standard degree of protection
- Side and top ventilator placement
- Operating temperature range -10 °C up to +70 °C
- Polyurethane foam sealing around the whole perimeter
- Resistance against UV radiation
- Holes for installation in the CONTEG Modification Center

DESCRIPTION

- Plastic parts made of ABS/PC mix, all parts are self-extinguishing according to UL 94V-0
- Standard color RAL 7035 (different color on request)
- Filter inserts made of synthetic fibres of class G3 according to EN

- 779 and class G4 according to EN 779 and UL 900 class 2 self-extinguishing in class F1 according to DIN 53 438
- Filter inserts are cleaned by washing, compressed air and banging

- Encapsulated fan ball bearings
- IP54 standard degree of protection EN 60529 and NEMA 12 according to UL 50
- IP55 settable (according to EN 60529)

- IP56 when using protective cover against splashing water
- EMC version available on request

Fans

Code	Airflow	Dimensions H × W × D	Voltage **	Frequency	Outlet filter grid	Cut-out dimensions	Degree of protection
ID-EF-01-4	12/15 m ³ /h	106.5 × 106.5 × 59.9 mm	230 VAC	50/60 Hz	ID-EF-01	92 × 92 mm	IP54
ID-EF-01-1	15 m ³ /h	106.5 × 106.5 × 59.9 mm	24 VDC	–	ID-EF-01	92 × 92 mm	IP54
ID-EF-04-4	45/50 m ³ /h	150 × 150 × 65.5 mm	230 VAC	50/60 Hz	ID-EF-03	125 × 125 mm	IP54
ID-EF-04-1	47 m ³ /h	150 × 150 × 65.5 mm	24 VDC	–	ID-EF-03	125 × 125 mm	IP54
ID-EF-10-4	100/110 m ³ /h	203.9 × 203.9 × 87.5 mm	230 VAC	50/60 Hz	ID-EF-05	177 × 177 mm	IP54
ID-EF-10-1	100 m ³ /h	203.9 × 203.9 × 87.5 mm	24 VDC	–	ID-EF-05	177 × 177 mm	IP54
ID-EF-23-4	230/270 m ³ /h	250 × 250 × 115.3 mm	230 VAC	50/60 Hz	ID-EF-07	223 × 223 mm	IP54
ID-EF-22-1	225 m ³ /h	250 × 250 × 115.3 mm	24 VDC	–	ID-EF-07	223 × 223 mm	IP54
ID-EF-52-4	520/580 m ³ /h	325 × 325 × 150.7 mm	230 VAC	50/60 Hz	ID-EF-09	291 × 291 mm	IP54
ID-EF-71-4	710/800 m ³ /h	325 × 325 × 149 mm	230 VAC	50/60 Hz	ID-EF-09	291 × 291 mm	IP54
ID-EFT-42-4 *	420/490 m ³ /h	324 × 324 × 94 mm	230 VAC	50/60 Hz	ID-EF-09	fan 175 × 175 mm/grid 291 × 291 mm	IP54
ID-EO-TC	Thermostat for cooling	55 × 33 × 43 mm	250 VAC/10 A	–	–	–	IP20

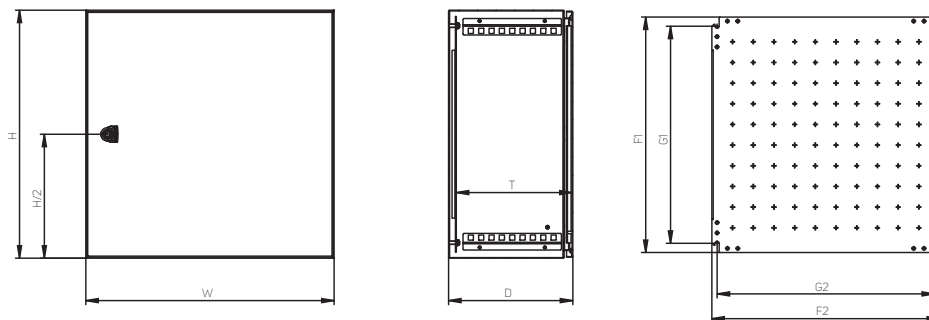
* Top version.

** Other input voltage options available upon request.

For more detailed information, please refer to the product catalog "Climate control solutions" at www.conteg.com or contact our sales representatives.

TECHNICAL DRAWINGS

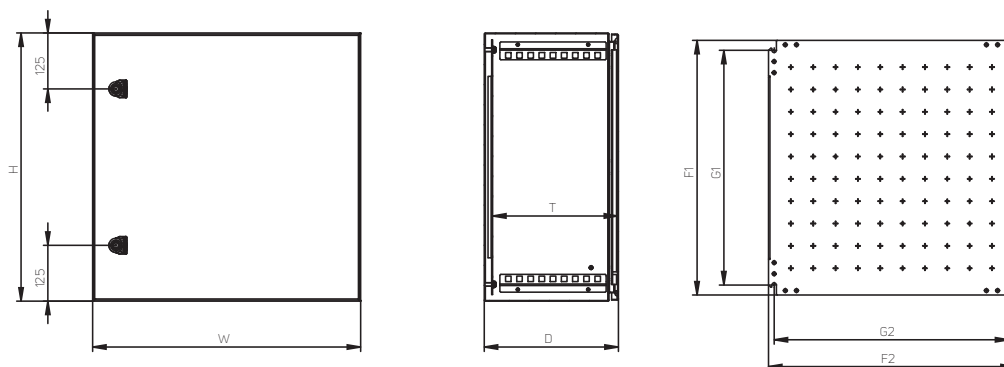
WME-X—compact cabinets—stainless steel,
single-door versions with a rotary lock



Code	Height (mm)	Width (mm)	Depth (mm)		Mounting plate (mm)				Material thickness (mm)		
	H	W	D	T*	F1	F2	G1	G2	Cabinet	Door	Mounting plate
WME-X-030215	300	200	155	135	270	150	225	125	1.25	1.5	2.0
WME-X-030315	300	300	155	135	270	250	225	225	1.25	1.5	2.0
WME-X-030321	300	300	210	190	270	250	225	225	1.25	1.5	2.0
WME-X-030415	300	400	155	135	270	350	225	325	1.25	1.5	2.0
WME-X-030421	300	400	210	190	270	350	225	325	1.25	1.5	2.0
WME-X-040315	400	300	155	135	370	250	325	225	1.25	1.5	2.0
WME-X-040321	400	300	210	190	370	250	325	225	1.25	1.5	2.0
WME-X-040421	400	400	210	190	370	350	325	325	1.25	1.5	2.5
WME-X-040621	400	600	210	190	370	550	325	525	1.25	1.5	2.5
WME-X-050421	500	400	210	190	470	350	425	325	1.25	1.5	2.5
WME-X-050521	500	500	210	190	470	450	425	425	1.25	1.5	2.5
WME-X-050503	500	500	300	280	470	450	425	425	1.25	1.5	2.5
WME-X-060421	600	400	210	190	570	350	525	325	1.25	1.5	2.5
WME-X-060621	600	600	210	190	570	550	525	525	1.50	2.0	2.5
WME-X-060625	600	600	250	230	570	550	525	525	1.50	2.0	2.5
WME-X-060603	600	600	300	280	570	550	525	525	1.50	2.0	2.5
WME-X-060604	600	600	400	380	570	550	525	525	1.50	2.0	2.5
WME-X-060803	600	800	300	280	570	750	525	725	1.50	2.0	2.5

* T Dimension specifies the depth between the mounting plate and the inside of the door, the door trim reduces this value by 17 mm and the lock by 31 mm.

WME-X—compact cabinets—stainless steel, single-door versions with two rotary locks

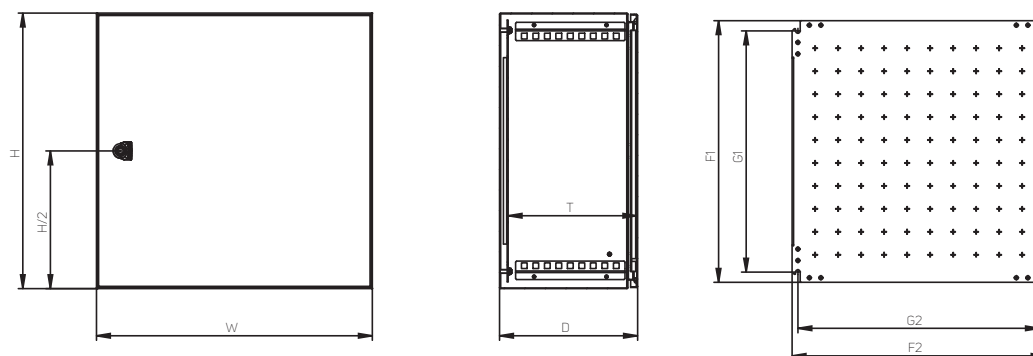


Code	Height (mm)	Width (mm)	Depth (mm)		Mounting plate (mm)				Material thickness (mm)		
	H	W	D	T*	F1	F2	G1	G2	Cabinet	Door	Mounting plate
WME-X-070503	700	500	300	280	670	450	625	425	1.50	2.0	2.5
WME-X-080625	800	600	250	230	770	550	725	525	2.0	2.0	3 F
WME-X-080603	800	600	300	280	770	550	725	525	2.0	2.0	3 F
WME-X-080803	800	800	300	280	770	750	725	725	2.0	2.0	3 FF

3 F—3mm mounting plate with 2 bent edges. 3 FF—3mm mounting plate with 4 bent edges.

* T Dimension specifies the depth between the mounting plate and the inside of the door, the door trim reduces this value by 17 mm and the lock by 31 mm.

WME-X—compact cabinets—stainless steel, single-door versions with 3-point lock system

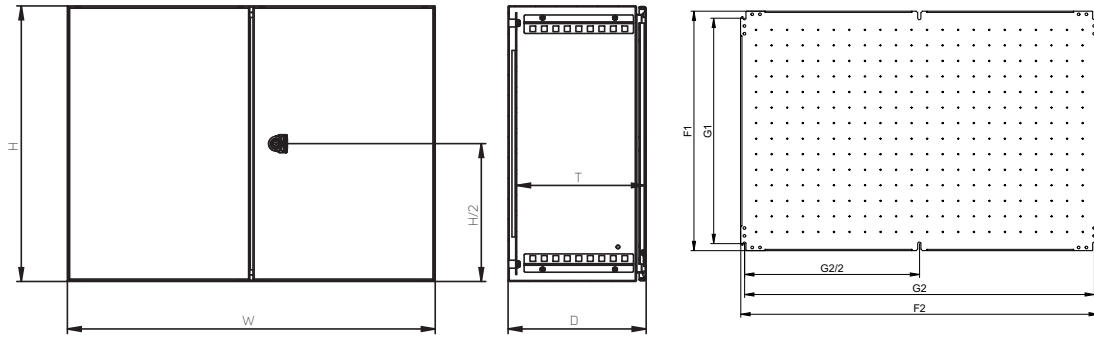


Code	Height (mm)	Width (mm)	Depth (mm)		Mounting plate (mm)				Material thickness (mm)		
	H	W	D	T*	F1	F2	G1	G2	Cabinet	Door	Mounting plate
WME-X-100803	1000	800	300	280	970	750	925	725	2.0	2.0	3 FF
WME-X-120803	1200	800	300	280	1170	750	1125	725	2.0	2.0	3 FF
WME-X-120804	1200	800	400	380	1170	750	1125	725	2.0	2.0	3 FF

3 FF—3mm mounting plate with 4 bent edges.

* T Dimension specifies the depth between the mounting plate and the inside of the door, the door trim reduces this value by 17 mm and the lock by 31 mm.

WME-X—compact cabinets—stainless steel, double-door versions with 3-point lock system



Code	Height (mm)	Width (mm)	Depth (mm)		Mounting plate (mm)				Material thickness (mm)		
	H	W	D	T *	F1	F2	G1	G2	Cabinet	Door	Mounting plate
WME-X-201003	1000	1000	300	280	970	950	925	925	1.5	2.0	3 FF
WME-X-221003	1200	1000	300	280	1170	950	1125	925	1.5	2.0	3 FF

3 FF—3mm mounting plate with 4 bent edges.

* T Dimension specifies the depth between the mounting plate and the inside of the door, the door trim reduces this value by 17 mm and the lock by 31 mm.

WME-X—COMPACT STAINLESS STEEL CABINETS HEAT LOSS DISPERSION

WME-X—stainless steel compact cabinets—
measured with heat inside cabinet $\Delta T = 15 K$

Code	Cabinet dimensions (mm)			Thickness of the material (mm)		Number of doors (pcs)	Total area of cabinet (m ²)	Total power dissipation (W)
	Height	Width	Depth	Body	Door (glass)			
WME-X-030215	300	200	155	1.25	1.50	1	0.275	13.7
WME-X-030315	300	300	155	1.25	1.50	1	0.366	18.7
WME-X-030321	300	300	210	1.25	1.50	1	0.432	21.4
WME-X-030415	300	400	155	1.25	1.50	1	0.457	23.7
WME-X-030421	300	400	210	1.25	1.50	1	0.534	26.8
WME-X-040315	400	300	155	1.25	1.50	1	0.457	23.7
WME-X-040321	400	300	210	1.25	1.50	1	0.534	26.8
WME-X-040421	400	400	210	1.25	1.50	1	0.656	33.5
WME-X-040621	400	600	210	1.25	1.50	1	0.900	46.7
WME-X-050421	500	400	210	1.25	1.50	1	0.778	40.1
WME-X-050521	500	500	210	1.25	1.50	1	0.920	48.0
WME-X-050503	500	500	300	1.25	1.50	1	1.100	55.4
WME-X-060421	600	400	210	1.25	1.50	1	0.900	46.7
WME-X-060621	600	600	210	1.50	1.50	1	1.224	64.1
WME-X-060625	600	600	250	1.50	1.50	1	1.320	68.0
WME-X-060603	600	600	300	1.50	1.50	1	1.440	72.8
WME-X-060604	600	600	400	1.50	1.50	1	1.680	82.4
WME-X-060803	600	800	300	1.50	1.50	1	1.800	92.2
WME-X-070503	700	500	300	1.50	1.50	1	1.420	71.6
WME-X-080625	800	600	250	1.50	2.00	1	1.660	85.9
WME-X-080603	800	600	300	1.50	2.00	1	1.800	91.6
WME-X-080803	800	800	300	1.50	2.00	1	2.240	115.7
WME-X-100803	1000	800	300	1.50	2.00	1	2.680	139.7
WME-X-120803	1200	800	300	1.50	2.00	1	3.120	163.8
WME-X-120804	1200	800	400	1.50	2.00	1	3.520	179.9
WME-X-201003	1000	1000	300	1.50	2.00	1	3.200	168.6
WME-X-221003	1200	1000	300	1.50	2.00	1	3.720	197.4

CONTEG, spol. s r.o.

Stetkova 1638/18

140 00 Prague 4

Czech Republic

Tel.: +420 565 300 358

conteg@conteg.com

www.conteg.com

CONTEG