

DATASHEET
Pole or Wall
Mounted
Outdoor Cabinets
outTEG OMR LITE

CONTEG

outTEG OMR LITE—POLE OR WALL MOUNTED OUTDOOR CABINETS



OMR-DL-080605

➤ The **outTEG OMR LITE outdoor cabinets** presents an ideal solution for projects with high demands on safety of installed equipment and on stable in-rack climate with the possibility of installation on a pole or a wall. Double-walled case design safeguards the installed components from all-weather as well as from vandalism thanks to the cabinet's compact structure which prevents access to the installed components from the outside. For extreme weather conditions, the side panel variants can be modified to allow the installation of fans or air-conditioning units. Resistance to weather is ensured mainly by the AlMg3 alloy used for the cabinet case and the applied finish of polyester powder coating with UV protection.

MAIN ADVANTAGES

- Compact and light double-walled design
- Highest protection against corrosion
- Features integrated roof
- Made of aluminum alloy AlMg3
- Polyester powder coating with UV protection
- PUR non-porous gasket—suitable for extreme temperatures

COLOR:  RAL 7035

DESCRIPTION

Material

- Aluminum alloy AlMg3

Coating

- Polyester powder coating with UV protection

Color

- RAL 7035 for outdoor use
- Optionally RAL 7046 for roof

IP Rating

- IP65 according to EN60529 (degree of protection can be reduced after mounting some accessories)

Mechanical protection

- IK10 according to IEC 6226

Supply includes

- Double-walled outdoor cabinet, fully mounted and assembled with perforated roof
- Natural ventilation between inner and outer walls
- Front door with two handles, key combination 333, door stop. Easily

- configured to a right or left hand door mounting
- Perforated internal horizontal rails on side panels
- Door stop

outTEG OMR LITE							
Outdoor cabinet	H (mm)	500	600	600	800	800	
	H (U)	–	12	12	17	17	
	W (mm)	400	600	600	600	600	
	D (mm)	400	500	600	500	600	
Material thickness (mm)	Body	2	2	2	2	2	
	Roof	2	2	2	2	2	
	Door	2	2	2	2	2	
Weight (kg)		22,5	34	36,5	43,5	46,5	
Code		OMR-DL-050404	OMR-DL-060605	OMR-DL-060606	OMR-DL-080605	OMR-DL-080606	
ACCESSORIES							
Mounting plate		1 pc	ID-W-SP5040	ID-W-SP6060	ID-W-SP6060	ID-W-SP8060	ID-W-SP8060
19" extrusions		1 pair	–	ID-W-U12	ID-W-U12	ID-W-U17	ID-W-U17
Vertical rails		1 pair	ID-W-H5	ID-W-H6	ID-W-H6	ID-W-H8	ID-W-H8
Plinth 100 mm	Front and rear parts	1 set	ID-F-SPF04	ID-F-SPF06	–	–	–
	Side parts	1 set	ID-F-SPS04	ID-F-SPS05	–	–	–
Brackets for pole mounting		1 set*	ID-W-MP4	ID-W-MP6	ID-W-MP6	ID-W-MP6	ID-W-MP6
Brackets for wall mounting		1 set*	ID-W-WB	ID-W-WB	ID-W-WB	ID-W-WB	ID-W-WB

* For right installation we recommend to use 2 sets.



OMR-DL-080605



OMR-DL-080605



OMR-DL-080605 + ID-W-MP6 on a pole

ACCESSORIES

POLE-MOUNTING BRACKETS



- Material: 2 mm stainless steel
- Installation: for poles with diameter up to 250 mm
- Load: 200 kg
- Package includes: pole-mounting brackets and all necessary assembly parts (2 profile rails, 2 clamping straps (l=850 mm), 8 sets: screws M8×12, self-locking nuts and washers adhesion)

Code	For cabinet width (mm)
ID-W-MP4	400
ID-W-MP6	600

WALL-MOUNTING BRACKETS



- Material: 3 mm stainless steel
- Load: 100 kg
- Package includes: wall-mounting brackets and all necessary assembly parts for mounting to the cabinet

Code	Package
ID-W-WB	4 pcs

PLINTH



- Height: 100 mm
- Material: 2 mm stainless steel 1.4016 (AISI 403)
- Surface finish: polyester-powder coat
- Color: RAL 7046
- You must order ID-x-SPSxx and ID-x-SPFxx
- Package includes: plinths and all necessary assembly parts

PLINTH outTEG OMR LITE—SIDE KIT		
Code	For cabinet depth (mm)	Package *
ID-F-SPS04	400	1 set
ID-F-SPS05	500	1 set

* 1 set includes: 2× side part, mounting accessories.

PLINTH outTEG OMR LITE—FRONT AND REAR KIT		
Code	For cabinet width (mm)	Package *
ID-F-SPF04	400	1 set
ID-F-SPF06	600	1 set

* 1 set includes: 1× front part, 1× rear part, mounting accessories.

DOOR SWITCH



- Material—brackets: 2 mm zinc-plated sheet steel
- Door switch: IP65, plastic, 1NO + 1 NC, PG13,5, -25 °C to +70 °C
- Usage: available for outdoor cabinets of minimum height 500 mm and depth 250 mm
- Package includes: door switch and all necessary assembly parts

Code	Package
ID-W-DC	1 pc

POCKET FOR DOCUMENTS



- Material: ABS
- Color: RAL7035
- Dimensions: 234 × 241 × 31 mm (H × W × D)
- Mounting: with self-adhesive tape
- Package includes: plastic pocket for documents and adhesive tape

Code	Package
ID-PO-A4	1 pc

LIGHTING UNIT



- Lamp: LED, 120° angle, 6 500 K
- Luminosity: 400 lm
- Voltage/Frequency: 24-265 V DC/AC ~50/60 Hz
- Power consumption: 5 Watt
- Control of light: Built-in Motion Sensor, switch-off time 5 min.
- Mounting: Magnets
- Operating temperature range: -30°C – 70°C
- Dimensions: 357,4 × 32 × 35,5 mm (H × W × D)
- Weight: 140 gr.
- Certifications: CE, UL

Code	Description	Package
DP-OJ-06	Lighting unit 400 lm with motion sensor, for 24 to 265V/50-60Hz, magnetic fixing	1 set


EARTHING



- ID-W-EK: complete earthing kit for cabinet
- ID-W-EW68/EW88/EW8816: 300 mm cable length with crimped lugs
- Set includes: nuts, screws for earthing door(s), cabinet and mounting plate

Code	Description	Package
ID-W-EK	Complete earthing kit inTEG WME	1 set
ID-W-EW68	Grounding wires M6, M8 (door, cabinet), cross-section 10 mm ²	10 pcs
ID-W-EW88	Grounding wires M8, M8 (cabinet, mounting plate), cross-section 10 mm ²	10 pcs
ID-W-EW8816	Grounding wires M8, M8 (cabinet, mounting plate), cross-section 16 mm ²	10 pcs

RAILS FOR INTERIOR INSTALLATION



- Material: 2 mm zinc-plated sheet steel with 25 mm perforation
- Rail width: 75 mm
- Installation: on interior horizontal rails which are part of cabinet
- Usage: available for outdoor cabinets of minimum depth 250 mm
- Package includes: 2 rails for internal installation and all necessary assembly parts

Code	For cabinet height (mm)	Package *
ID-W-H5	500	1 set
ID-W-H6	600	1 set
ID-W-H8	800	1 set

* 1 set—2 pcs.

19" FIXED EXTRUSIONS



- Material: 2 mm zinc-plated sheet steel
- Rail width: 56 mm
- Installation: on interior rails which are part of cabinet or on ID-W-UB brackets for 800 mm wide outdoor cabinets
- Usage: available for cabinets of minimum depth 250 mm and width 600 and 800 mm
- Package includes: 19" fixed extrusions and all necessary assembly parts

Code	For cabinet height (mm)	Package *
ID-W-U12	600 (12U)	1 set
ID-W-U17	800 (17U)	1 set

* 1 set—2 pcs.

MOUNTING PLATE




- Material: zinc-plated sheet steel
- Package includes: Mounting plate with labeled 50 × 50 mm raster (assembly parts are included in cabinet accessories)

Code	For cabinet height × width (mm)	Material thickness (mm)	Package
ID-W-SP5040	500 × 400	2,5	1 pc
ID-W-SP6060	600 × 600	2,5	1 pc
ID-W-SP8060	800 × 600	3 F *	1 pc

* 3 F—3mm mounting plate with 2 bent edges.

outTEG OMR LITE—natural ventilation



outTEG OMR LITE—assembled with thermoelectric unit with cooling power 100 W

CABLE GLANDS AND NUTS WITH PG/METRIC THREAD



- Material: polyamide PA6, sealing CR (neoprene)
- Protection degree: IP68
- Color: RAL 7035

Code	Description	Thread size	Ø cable (mm)	Package
ORO-PG7N	Cable entry Pg7	Pg7	2,5 – 6,5	10 pcs
ORO-PG9N	Cable entry Pg9	Pg9	3 – 8	5 pcs
ORO-PG11N	Cable entry Pg11	Pg11	4 – 10	5 pcs
ORO-PG13N	Cable entry Pg13	Pg13	5,5 – 12	5 pcs
ORO-PG16N	Cable entry Pg16	Pg16	8,5 – 14	5 pcs
ORO-PG21N	Cable entry Pg21	Pg21	11 – 18	5 pcs
ORO-PG29N	Cable entry Pg29	Pg29	17 – 25	5 pcs
ORO-PG36N	Cable entry Pg36	Pg36	22 – 33	1 pc
ORO-PG42N	Cable entry Pg42	Pg42	28 – 38	1 pc
ORO-PG48N	Cable entry Pg48	Pg48	32 – 44	1 pc
ORO-ZPG7N	Plastic nut Pg7	Pg7	–	10 pcs
ORO-ZPG9N	Plastic nut Pg9	Pg9	–	5 pcs
ORO-ZPG11N	Plastic nut Pg11	Pg11	–	5 pcs
ORO-ZPG13N	Plastic nut Pg13	Pg13	–	5 pcs
ORO-ZPG16N	Plastic nut Pg16	Pg16	–	5 pcs
ORO-ZPG21N	Plastic nut Pg21	Pg21	–	5 pcs
ORO-ZPG29N	Plastic nut Pg29	Pg29	–	5 pcs
ORO-ZPG36N	Plastic nut Pg36	Pg36	–	1 pc
ORO-ZPG42N	Plastic nut Pg42	Pg42	–	1 pc
ORO-ZPG48N	Plastic nut Pg48	Pg48	–	1 pc
ORO-M12N	Cable entry M12×1,5	M12×1,5	2,5 – 6,5	10 pcs
ORO-M16N	Cable entry M16×1,5	M16×1,5	4,5 – 10	5 pcs
ORO-M20N	Cable entry M20×1,5	M20×1,5	7 – 13	5 pcs
ORO-M25N	Cable entry M25×1,5	M25×1,5	10 – 17	5 pcs
ORO-M32N	Cable entry M32×1,5	M32×1,5	17 – 25	5 pcs
ORO-ZM12N	Plastic nut M12×1,5	M12×1,5	–	10 pcs
ORO-ZM16N	Plastic nut M16×1,5	M16×1,5	–	5 pcs
ORO-ZM20N	Plastic nut M20×1,5	M20×1,5	–	5 pcs
ORO-ZM25N	Plastic nut M25×1,5	M25×1,5	–	5 pcs
ORO-ZM32N	Plastic nut M32×1,5	M32×1,5	–	5 pcs

MEMBRANE ENTRY



- Material: polyamid/elastomer, UL-94 Vo, self-extinguishing
- Protection: IP64
- Instalation: cut-outs into cable glands
- Cut-outs for installation in CONTEG Modification Center
- Package includes: membrane 1 pc

Code	Dimensions W x D (mm)	Cables	Package
ID-W-ME24/19	142 × 44	12× max Ø 6,5 mm; 7× Ø 2,1 mm	1 pc
ID-W-ME24/48	142 × 44	48× max Ø 6,5 mm	1 pc

Do you need a customized solution?

Use services of our **CONTEG Modification Center**.



➤ Individual orders are fulfilled in the **modification center, which is a part of a modern industrial enterprise in Pelhrimov**. The center also has a MODCentrum 29 CNC milling machine. We can cut holes for filter fans, coolers, control panels, and buttons. The cabinets can be made of sheet steel, stainless steel (AISI 304 and 316L) or aluminum.

Cutouts can be made on flat removable parts of the rack walls (doors, cable entries, side panels, roofs and mounting plates), as well as in welded monolithic cabinets.



For more information please contact our sales or technical team at www.conteg.com/contacts

COOLING AND HEATING

THERMOELECTRIC COOLERS



ID-EP-10X-1

- Material: stainless steel housing
- Protection degree: IP66
- Sealing: permanent sealing gasket in closed cell foam polyethylene
- Connection by terminal block
- Regulation: for more information, please contact our technical support
- Package includes: thermoelectric cooling unit ready for connection

THERMOELECTRIC COOLERS, COOLING POWER 100 W			
Code		ID-EP-10X-1	ID-EP-10X-4
Dimensions (mm)	H	200	280
	W	304	350
	D	138 (74 mm outside of cabinet)	165 (113 mm outside of cabinet)
Cut out dimension		160 × 260 mm	252 × 322 mm
Cooling capacity to DIN 3168"		100 W	100 W
Max. air volume flow	Ambient air circuit	128 m ³ /h	128 m ³ /h
	Cabinet air circuit	46 m ³ /h	46 m ³ /h
Voltage/Frequency		24V DC	230V AC – 50/60Hz *
Starting current		4,8 A	0,8A (230V)
Max. current		7,4 A	0,6A (230V)
Fuse		8 A (T)	1 A (T) (230V)
Connection		connection terminal block	8-pole connector
Operating temperature range		-20 °C / +65 °C	-20 °C / +65 °C
Weight		5,9 kg	9,4 kg
Power supply		ID-PS-120-41	integrated

* 120V AC version on request



ID-PS-120-41

POWER SUPPLIES FOR THERMOELECTRIC UNITS		
Code		ID-PS-120-41
Dimensions (mm)	H	125
	W	60
	D	113
Power		120 W
Input voltage		110–240 V AC, 90–350 V DC
Output voltage		24 V DC
Current		5 A
Weight		0,62 kg
Mounting position		DIN rail
Rated temperature range		-40 °C/+70 °C

HEATERS



- Material: aluminum profile
- Technology: PTC, self regulating
- ID-EH-80F-4: two heating circuits
- Ingress protection: IP20
- Installation: snap-on fixing on DIN rail 35 mm EN 50022
- Package includes: heater ready for connection

HEATERS		
Code	ID-EH-25PF-4	ID-EH-80F-4
Thermal output (W)	250	450/800
Number of heating circuits	1	2
Operation voltage (VAC)	230	230
Operating temperature range (°C)	-10 °C/+50 °C	-40 °C/+60 °C
Dimension (mm)	H	193
	W	61,5
	D	85
Fan	Airflow (m ³ /h)	-
	Operation voltage (VAC)	230
Weight (kg)	0,7	0,8
Electrical connection	3 poles terminal	6 poles terminal

THERMOSTAT FOR COOLING AND HEATING



- Sensor element: thermostatic bi-metal
- Maximum tolerance: ± 4 K
- Switching difference (hysteresis) is $7\text{ °C} \pm 3$ K
- Switching capacity (max. load):
 - 15 A resistive/ 2 A inductive @ 120 V AC
 - 10 A resistive/ 2 A inductive @ 120 V AC
 - DC 30 W
 - Connections: 2-pole terminal for AWG 14 max. (2,5 mm²)
- Mounting: clip for 35 mm DIN rail
- Dimensions (H x W x D): 55 x 33 x 43 mm
- Setting temperature range: 0 to + 60 °C
- Operating temperature: -20 to + 80 °C
- Weight: 40 g
- Thermostat for cooling—contact normally open
- Thermostat for heating—contact normally closed
- Package includes: thermostat ready for connection

Code	Package
Thermostat for cooling (NO)	
ID-EO-TC	1 pc
Thermostat for heating (NC)	
ID-EO-TH	1 pc

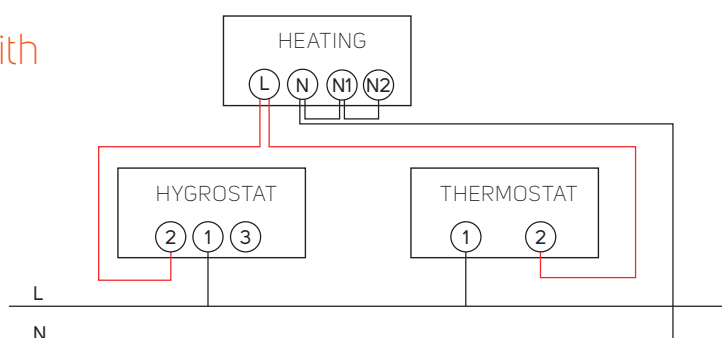
HYGROSTAT



- Installation: DIN rail 35 mm
- Connection: screw terminals
- Range of humidity control: 35–100 % RH
- Switching capacity (max. load): 5 A/230 V
- Switching hysteresis: ± 3 % RH
- Dimensions (H x W x D): 67 x 50 x 38 mm
- Package includes: hygrostat ready for connection

Code	Package
ID-EO-HY	1 pc

Circuit diagram of heater controlled with thermostat or hygrostat.



DRAINAGE DEVICE



- Material: plastic according to UL94 V-0, umbra grey, waterproof with UV protection
- Protection degree: IP67
- Sealing: NBR
- Dimensions: Ø 60×49,5 mm, 17,5 mm inside cabinet
- Water flow rate: 200 ml/hour
- Mounting: vertically at the lowest point, thread M50×1.5 with nut (cut-out Ø 50 mm)
- Package includes: 1 pc of drainage device

Code	Package
ID-EO-DD	1 pc

PRESSURE COMPENSATOR



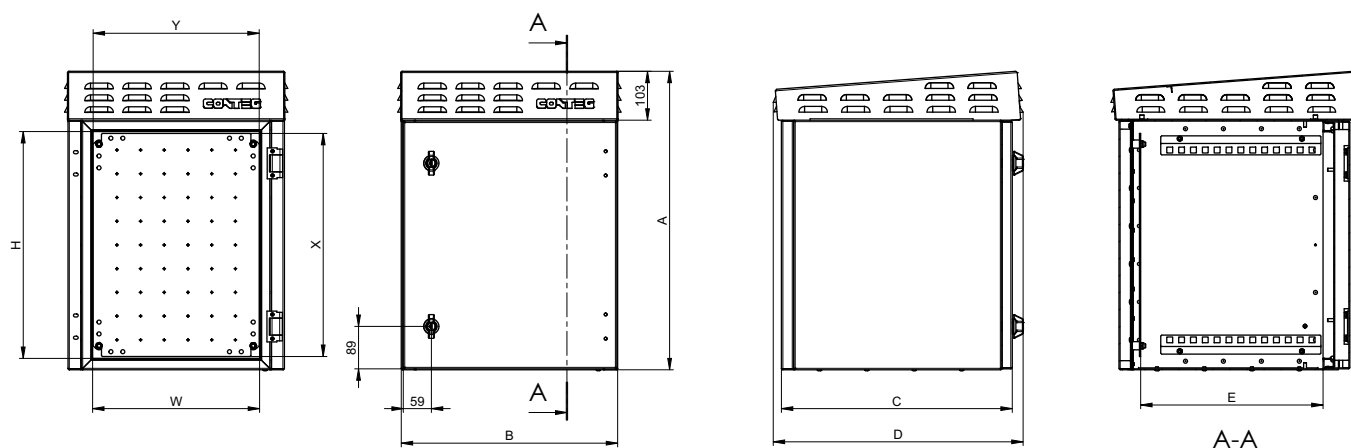
- Mounting: PG 29 thread with union nut (cut-out diameter 37 mm)
- Fitting position: vertical (Protection type is restricted to IP54 if fitting position of pressure compensator is not vertical.)
- Material: plastic according to UL94 V-0, light grey RAL 7035
- Protection degree: IP55
- Dimensions: Ø 65,5 × 30,5 mm
- Package includes: 2 pcs of compensator

Code	Package
ID-EO-PC	2 pcs

outTEG OMR LITE—POLE OR WALL MOUNTED OUTDOOR CABINETS

TECHNICAL DRAWINGS

outTEG OMR LITE—outdoor cabinets —pole or wall mount, double-walled



Code	Height (mm)		Width (mm)		Depth (mm)			Mounting plate (mm)	
	A	H	B	W	C	D	E	X	Y
OMR-DL-050404	630	478	456	352	487	527	384,5	470	350
OMR-DL-060605	730	578	656	556	587	627	484,5	570	550
OMR-DL-060606	730	578	656	556	687	727	584,5	570	550
OMR-DL-080605	930	778	656	556	587	627	484,5	770	550
OMR-DL-080606	930	778	656	556	687	727	584,5	770	550

outTEG OMR LITE—POLE OR WALL MOUNTED OUTDOOR CABINETS

HEATING DISSIPATION

outTEG OMR LITE—outdoor cabinets—pole or wall mount, double-walled, measuring inside cabinet, $\Delta T = 15$ K, wind speed 0 m/s

Code	H (mm)	W (mm)	D (mm)	Thickness of material (mm)	Surface (m ²)	Effective area—without single-walled bottom (m ²)	Heating dissipation (W)
OMR-DL-050404	500	400	400	2	1,12	0,88	35,16
OMR-DL-060605	600	600	500	2	1,92	1,60	64,08
OMR-DL-060606	600	600	600	2	2,16	1,82	72,92
OMR-DL-080605	800	600	500	2	2,36	2,00	80,16
OMR-DL-080606	800	600	600	2	2,64	2,26	90,60



CONTEG, spol. s r.o.

Na Vitezne plani 1719/4

140 00 Prague 4

Czech Republic

Tel.: +420 565 300 358

conteg@conteg.com

www.conteg.com

CONTEG