



**DATASHEET**  
**PREMIUM**  
Rack Series Plates

**CONTEG**

# FREE-STANDING RACKS

# PREMIUM RACK SERIES PLATES



CO-TU-80/120-B-H

➤ CONTEG's PREMIUM rack series gives you unlimited flexibility when planning the final configuration of your rack. Our product portfolio contains a unique interface between out-of-rack and in-rack cabling systems (such as OptiWay, Top Ducts and High Density Wire Management). Simply choose the plate design (quantity and type of cable entry openings) that perfectly suits your needs. All plates are applicable for RSF and RDF rack series.

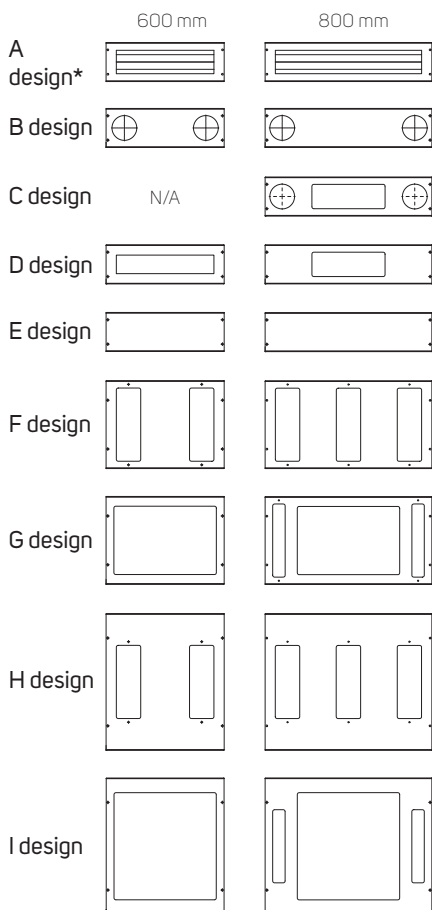
## MAIN ADVANTAGES

- PREMIUM rack series with interchangeable top and bottom plates
- 4 different single-piece top plates
- 10 types of segmented bottom plates
- Applicable for RSF and RDF rack series (and for RSB racks, with some limitations)
- Compatible with out-of-rack and in-rack cabling systems
- Cabling systems (such as OptiWay, Top Ducts and High Density Wire Managers)

COLOR:  RAL 9005  RAL 7035 Other colors available on request.

## BOTTOM PLATES

Segmented bottom plates consist of 3 or 4 per set, delivered separately in a carton box. Any plate may be left out (incomplete bottom plate sets applicable — results in no IP protection). Write 0 if the position should be left empty.



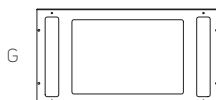
\* Divided, with double brush.

Code	RSF/RDF width (mm)	Package
CO-BU-60-X-Y	600	1 pc
CO-BU-80-X-Y	800	1 pc

Single plates are delivered in carton boxes. Instead of "X" choose suitable design and write the code: A to I. Instead of "Y" write "H" for black (RAL 9005) or "B" for gray (RAL 7035).

### Example

CO-BU-80-G-Y

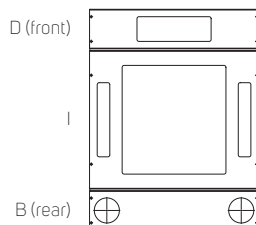


### Example

1x CO-BU-80-D-Y

1x CO-BU-80-I-Y

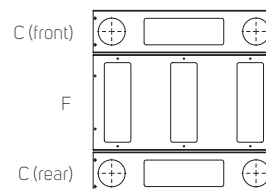
1x CO-BU-80-B-Y



### Example

2x CO-BU-80-C-Y

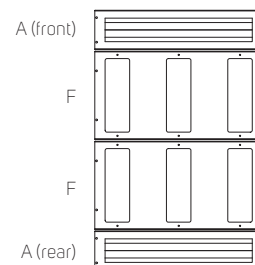
1x CO-BU-80-F-Y



### Example

2x CO-BU-80-A-Y

2x CO-BU-80-F-Y



### A, B, C, D, E designs: lateral plates

Complete bottom plate always contains two plates of A, B, C, D or E design. Combination of two different plates is allowed.

### F, G designs: central plates for 800 and 1200 mm deep racks

Complete bottom plate always contains one (800 mm deep racks) or two (1200 mm deep racks) plates of F or G design. Combination of two different plates is allowed.

### H, I designs: central plates for 1000 mm deep racks

Complete bottom cover always contains one plate of H or I design.

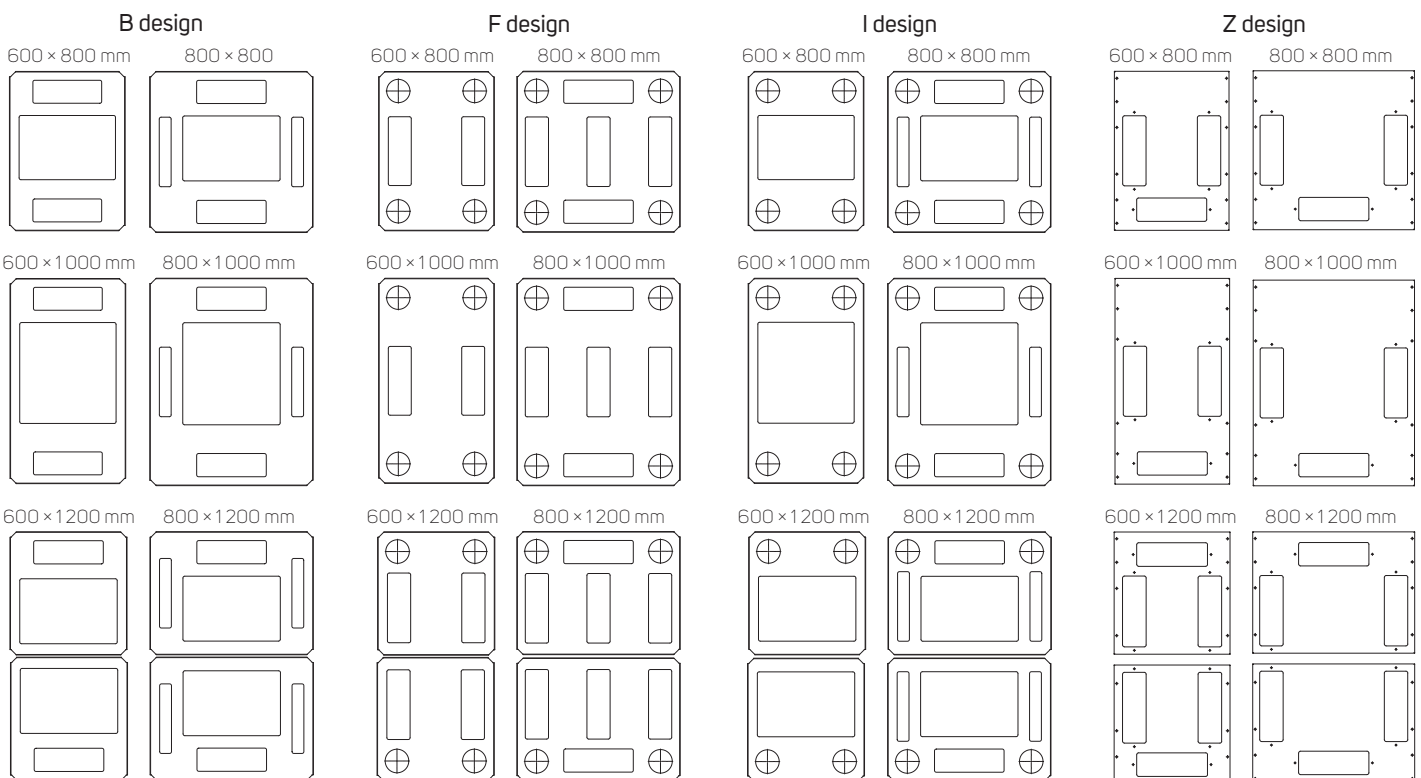
Bottom plate design	For rack width (mm)	Type of openings						
		300 × 100 mm	300 × 50 mm	4" (∅ 100 mm)	420 × 280 mm	420 × 440 mm	76 × 400 mm	76 × 600 mm
A	600	-	-	-	-	-	1x	-
	800	-	-	-	-	-	-	1x
B	600	-	-	2x	-	-	-	-
	800	-	-	2x	-	-	-	-
C	800	1x	-	2x	-	-	-	-
D	600	1x	-	-	-	-	-	-
	800	1x	-	-	-	-	-	-
E	600	-	-	-	-	-	-	-
	800	-	-	-	-	-	-	-
F	600	2x	-	-	-	-	-	-
	800	3x	-	-	-	-	-	-
G	600	-	-	-	1x	-	-	-
	800	-	2x	-	1x	-	-	-
H	600	2x	-	-	-	-	-	-
	800	3x	-	-	-	-	-	-
I	600	-	-	-	-	1x	-	-
	800	-	2x	-	-	1x	-	-

## TOP PLATES

Single-pieces, with four different design options; delivered separately in a carton box, with blanking panels/plastic caps.


Code	RDF/RSF footprint (mm)	Package
CO-TU-60/80-X-Y	600 × 800	1 pc
CO-TU-60/100-X-Y	600 × 1000	1 pc
CO-TU-60/120-X-Y	600 × 1200	1 pc
CO-TU-80/80-X-Y	800 × 800	1 pc
CO-TU-80/100-X-Y	800 × 1000	1 pc
CO-TU-80/120-X-Y	800 × 1200	1 pc

Instead of "X" choose suitable design and write the code: B, F, I or Z. Instead of "Y" write "H" for black (RAL 9005) or "B" pro gray (RAL 7035). [P and X designs are compatible upon request with IP54 (similar to Z design)]



Top plate design	For rack dimensions (width × depth)	Opening type				
		300 × 100 mm	300 × 50 mm	4" (Ø 100 mm)	420 × 280 mm	420 × 440 mm
B	600 × 800	2x	–	–	1x	–
	600 × 1000	2x	–	–	–	1x
	600 × 1200	2x	–	–	2x	–
	800 × 800	2x	2x	–	1x	–
	800 × 1000	2x	2x	–	1x	1x
	800 × 1200	2x	4x	–	2x	–
F	600 × 800	2x	–	4x	–	–
	600 × 1000	2x	–	4x	–	–
	600 × 1200	4x	–	4x	–	–
	800 × 800	5x	–	4x	–	–
	800 × 1000	5x	–	4x	–	–
	800 × 1200	8x	–	4x	–	–
I	600 × 800	–	–	4x	1x	–
	600 × 1000	–	–	4x	–	1x
	600 × 1200	–	–	4x	2x	–
	800 × 800	2x	2x	4x	1x	–
	800 × 1000	2x	2x	4x	–	1x
	800 × 1200	2x	4x	4x	2x	–
Z	600 × 800	3x	–	–	–	–
	600 × 1000	3x	–	–	–	–
	600 × 1200	6x	–	–	–	–
	800 × 800	3x	–	–	–	–
	800 × 1000	3x	–	–	–	–
	800 × 1200	6x	–	–	–	–

## Recommended accessories




Cable protection DP-KP-KAR4—p. 123



Cable protection DP-KP-RB4—p. 123



Cable protection DP-KP-KAR—p. 123



Cable protection DP-KP-KAR4-D—p. 123



**CONTEG, spol. s r.o.**

Na Vitezne plani 1719/4

140 00 Prague 4

Czech Republic

Tel.: +420 565 300 358

[conteg@conteg.com](mailto:conteg@conteg.com)

[www.conteg.com](http://www.conteg.com)

**CONTEG**